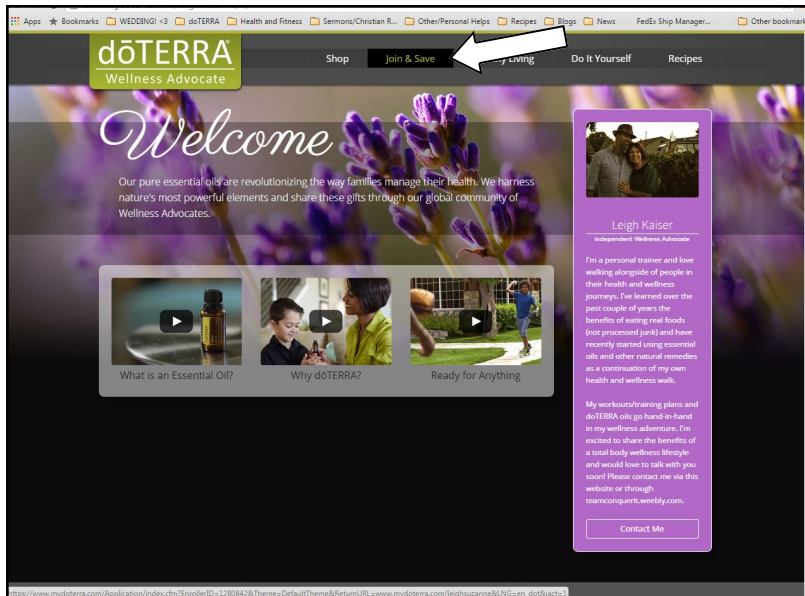
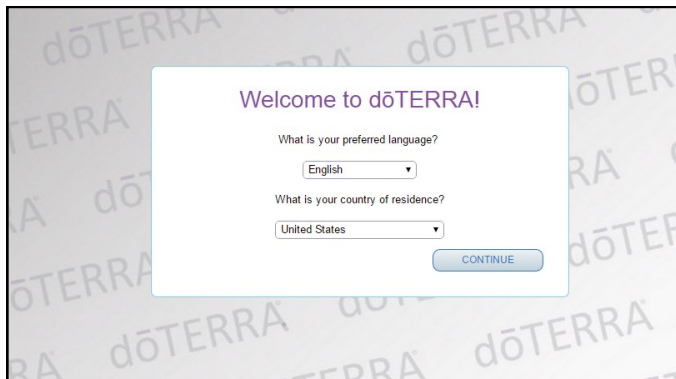


Step-by-Step Instructions for Joining and Ordering from doTERRA as a Preferred Member

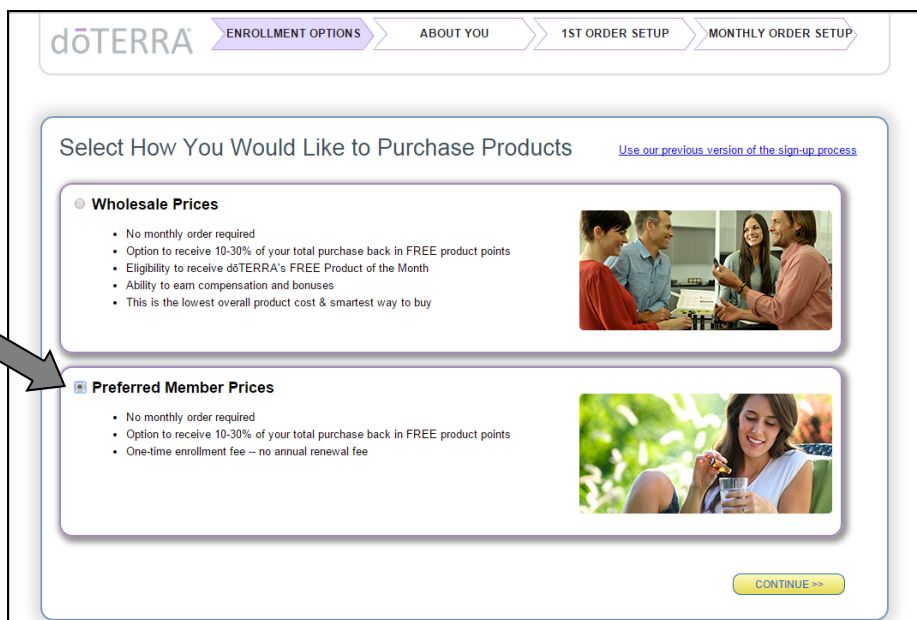
Step 1: To get started, go to my site (mydoterra.com/leighsuzanne) and choose “Join and Save”



Step 2: Select Country of Residence



Step 3: Choose your enrollment option and click “Continue”

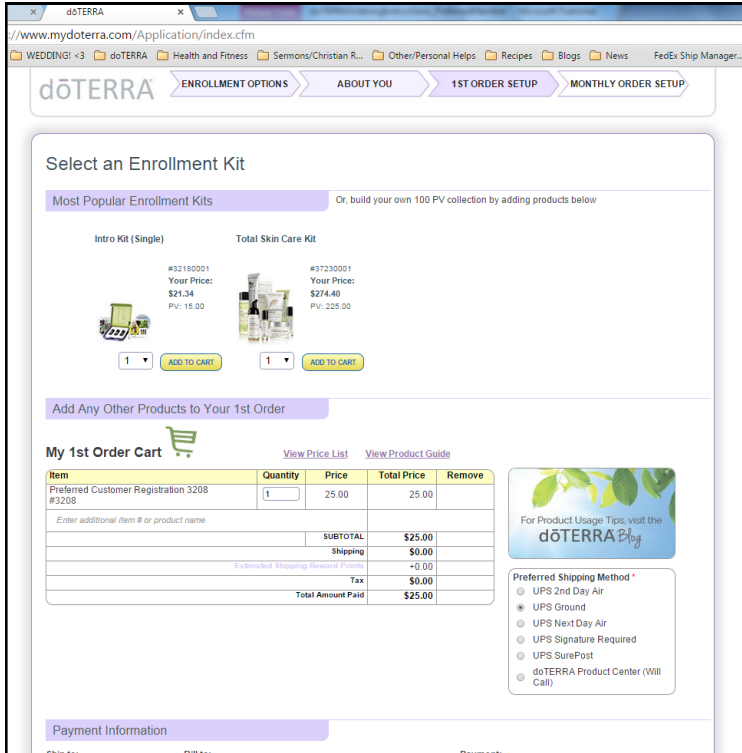


Step 4

Enter your address, shipping address, and other information. Your Sponsor ID is me (1280842), and you can leave that as is.

Step 5

Set up your first order or just pay your enrollment fee (\$25.00 for Preferred Members). Enter your payment information and click “Process Order Now and Continue”



Step 6

Loyalty Rewards Program Order Information. This is optional and you have many more chances to set this up after you place your order. So – don’t feel pressure to do this right now. You’ll be able to accrue points and earn percentages off your order when you set this up—either now or later.

Continue and Finalize!

This should get you set up as a Preferred Member, get your first order placed and on its way, and get you started (or continuing) on your journey of health and wellness. Please do NOT hesitate to contact me with questions!

I’ll be talking to you soon. Remember: we’re in this together! Share tips, warnings, helps, and ask questions!

Thank you!

Leigh Kaiser

doTERRA Wellness Advocate
Mydoterra.com/leighsuzanne
leighsuzanne@gmail.com